



Trusted RF Solutions™

## NuPower™ 12B01A-01 L-Band Solid State Power Amplifier

11 Watt CW  
2.5 Watts Linear, 5% EVM @ 34 dBm  
1.0 GHz - 1.5 GHz

P/N: NW-PA-12B01A-01



**The NuPower™ 12B01A-01 is a small, highly efficient solid state power amplifier that provides 11 watts of RF power to boost performance of data links and transmitters.**

Based on the latest gallium nitride (GaN) technology, NuPower's 30%+ power efficiency and 3.9 in<sup>3</sup> form factor make it ideal for size, weight, and power-constrained broadband RF telemetry and tactical communication systems.

The NuPower 12B01A-01 power amplifier accepts a nominal 0 dBm RF input and provides 40 dB of gain from 1.0 GHz to 1.5 GHz. The NuPower 12B01A-01 module comes standard with a NW-PA-ACC-CB09MA interface cable, for ease of integration. This model is also available with a 1 watt input drive level (P/N: NW-PA-12B01A-01-D30), making it ideal for use with L-3 Communications' Bandit miniature L-band transceiver.

NuPower PAs feature over-voltage and reverse-voltage protection and can operate over a wide temperature range of -30 °C to +60 °C.

**Extend your operational communication range with NuPower™ amplifiers from NuWaves Engineering.**

### Features

- 11 Watts RF Output Power
- 1.0 GHz to 1.5 GHz
- Miniature Package (3.00" x 2.00" x 0.65")
- High-Efficiency GaN Technology
- 0 dBm Nominal RF Input
- Reverse-Voltage Protection
- Logic On/Off Control

### Benefits

- Extended Range
- Improved Link Margin
- Reduced load on DC power budget due to high efficiency operation
- Requires less volume on space-constrained platforms

### Applications

- Unmanned Aircraft Systems (UAS), Group 2 & 3
- Unmanned Ground Vehicles (UGV)
- Broadband RF Telemetry
- RF Communication Systems
- Software Defined Radios

# NuPower™ 12B01A-01 Power Amplifier

## Specifications

### Absolute Maximums

Parameter	Rating	Unit
Max Device Voltage	32	V
Max Device Current	2.4	A
Max RF Input Power, $Z_L = 50 \Omega$	10	dBm
Max Operating Temperature (ambient)	60	°C
Max Operating Temperature (baseplate)	85	°C
Max Storage Temperature	85	°C

Export Classification
EAR99

### Electrical Specifications @ 28VDC, 25 °C, $Z_S=Z_L=50 \Omega$

Parameter	Symbol	Min	Typ	Max	Unit	Condition
Operating Frequency	BW	1.0		1.5	GHz	
RF Output Power	$P_{SAT}$	11	17		W	$P_{in} = 0 \text{ dBm}$
Output Power @ 1dB Compression	P1dB		31		dBm	1000 MHz
			34			1250 MHz
			31			1500 MHz
Small Signal Gain	G		50		dB	1000 MHz, @ -30 dBm input
			48			1250 MHz, @ -30 dBm input
			49			1500 MHz, @ -30 dBm input
Small Signal Gain Flatness	$\Delta G$		$\pm 3$		dB	$P_{in} = -30 \text{ dBm}$
Power Gain Flatness			$\pm 1$		dB	$P_{in} = 0 \text{ dBm}$
Input VSWR	VSWR	1.3:1	1.5:1	1.8:1		
Nominal Input Drive Level	$P_{IN}$		0		dBm	
Operating Voltage	VDC	11	28	30	V	
Quiescent Current	$I_{DQ}$		0.35		A	
Operating Current	$I_{DD}$		1.5	2.4	A	$P_{in} = 0 \text{ dBm}$
Module Efficiency			30		%	
Switching Speed	$TX_{ON/OFF}$			2	$\mu\text{s}$	10% to 90%
Third Order Order Intercept Point (Two tone test at 1 MHz spacing, $P_{out} = 20 \text{ dBm} / \text{tone}$ )	OIP3		42		dBm	1000 MHz
			45			1250 MHz
			42			1500 MHz
Harmonics	2nd	-17	-13	-8	dBc	
	3rd	-21	-16	-11		
Output Mismatch (No Damage)				10:1		

# NuPower™ 12B01A-01 Power Amplifier

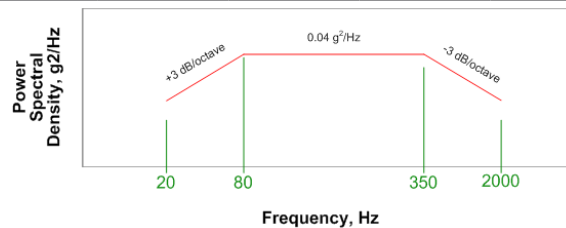
## Specifications (cont.)

### Mechanical Specifications

Parameter	Value	Unit	Limits
Dimensions	3.0 x 2.0 x 0.65	in	Max
Weight	3	oz	Max
RF Connectors, Input/Output	SMA Female		
Interface Connector	Micro-D, 9-pin Socket		
Cooling	External Heatsink (Optional)		

### Environmental Specifications

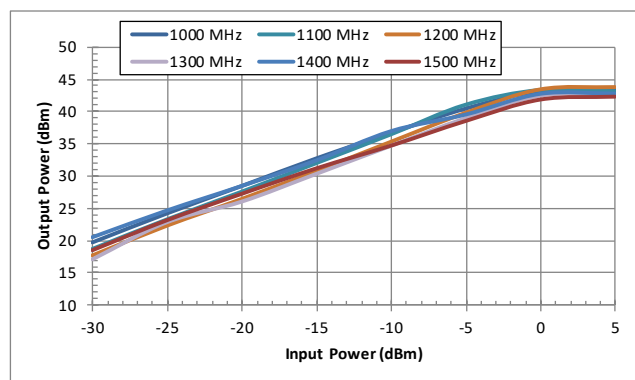
Parameter	Symbol	Min	Typ	Max	Unit
Operating Temperature (ambient)	$T_A$	-40		+60	°C
Operating Temperature (baseplate)	$T_C$	-40		+85	°C
Storage Temperature	$T_{STG}$	-55		+85	°C
Relative Humidity (non-condensing)	RH			95	%
Altitude MIL-STD-810F - Method 500.4	ALT			30,000	ft
Vibration / Shock Profile (Random profile in x,y, z axis, as per Figure for 15 minute duration in each axis)					



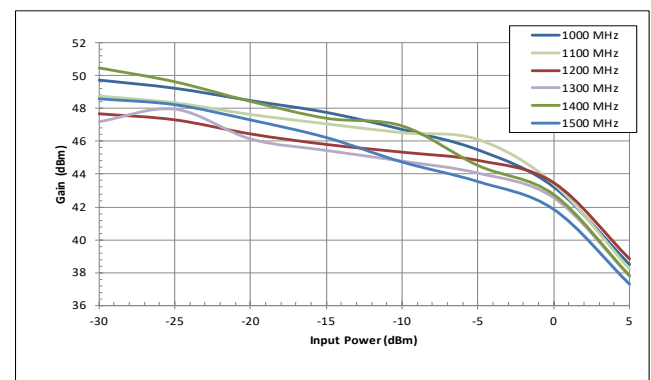
## Performance Plots

Test Conditions: +28 VDC, +25 °C,  $Z_S=Z_L=50 \Omega$

Output Power vs. Input Power



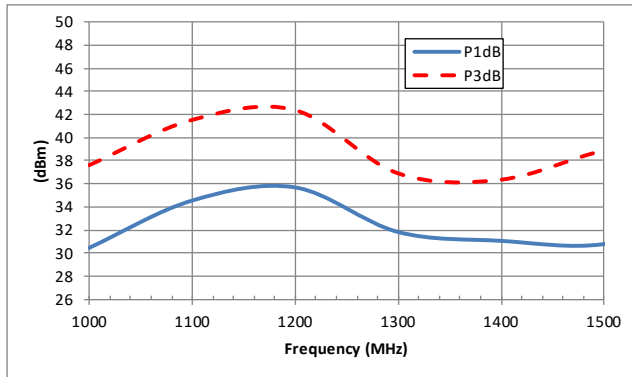
Gain vs. Input Power



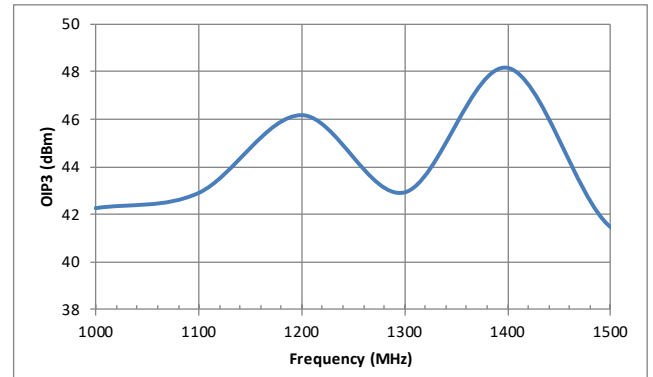
# NuPower™ 12B01A-01 Power Amplifier

## Performance Plots (cont.)

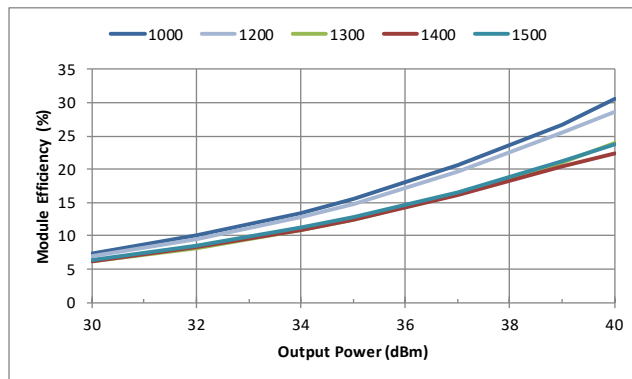
P1dB & P3dB



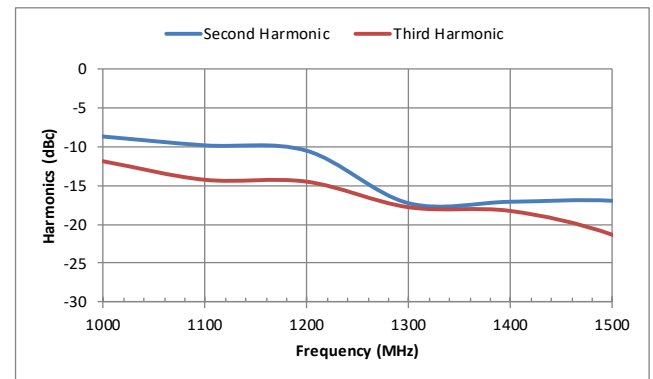
OIP3



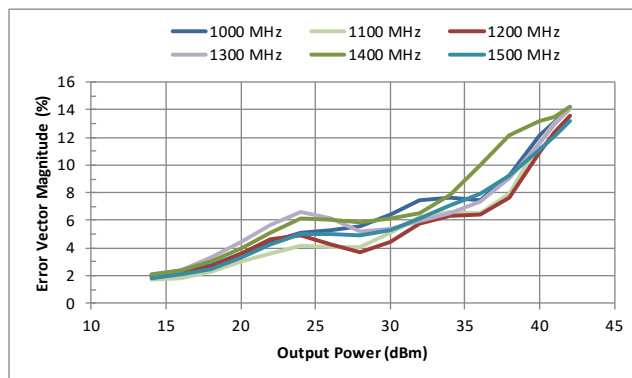
Efficiency



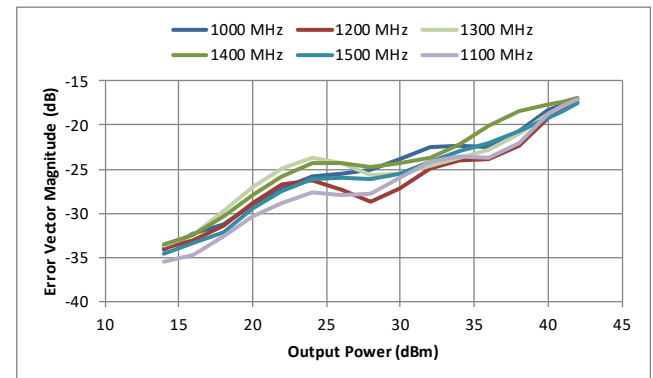
Harmonics (@ Psat)



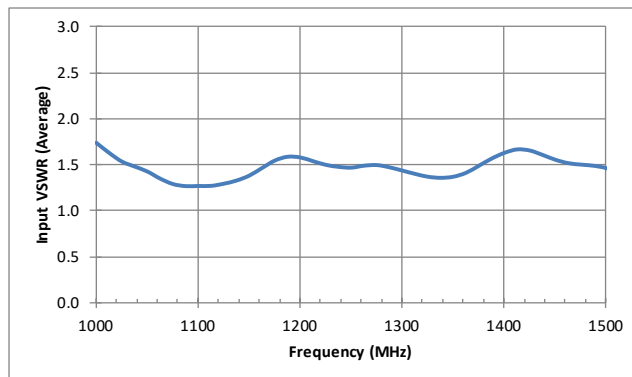
Error Vector Magnitude (%) [w/ OFDM Waveform]



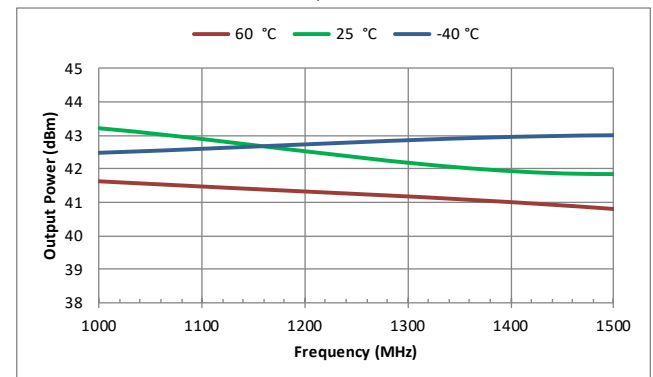
Error Vector Magnitude (dB) [w/ OFDM Waveform]



VSWR

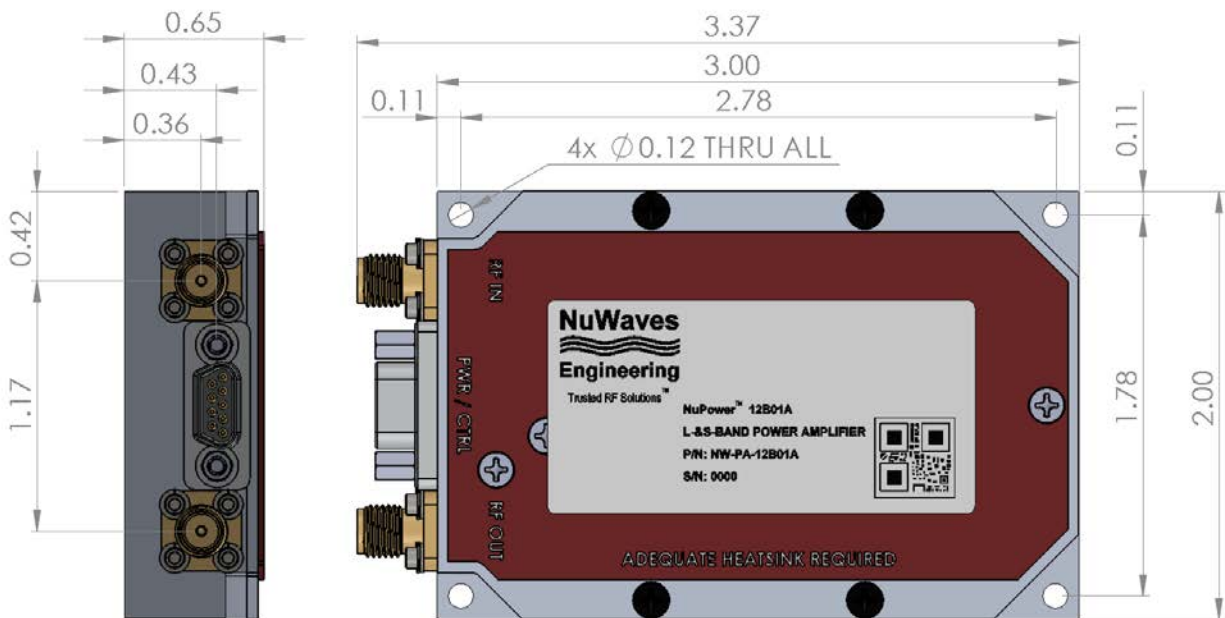


Power Out vs. Temperature (ambient)



# NuPower™ 12B01A-01 Power Amplifier

## Mechanical Outline



## Accessory Part Numbers

Part Number	Description
NW-FL-05LPLE-2500-SFSF-M01	Harmonic Filter Module
NW-PA-ACC-CB09MA	Standard Interface Cable Assembly - Flying Leads (included with module)
NW-PA-ACC-CT09MA	Upgraded Interface Cable Assembly - Banana Plug Termination
NW-PA-ACC-KT01	Accessory Kit, which includes Fan-Cooled Heatsink and Upgraded Interface Cable
NW-PA-ACC-HS02	Heatsink with Integrated Fan

## Pinout

Function	I/O	Pin
DC Power (+11 to +32 VDC)	I	1, 2
Ground	I	3, 4
RF Enable 0V or GND = RF ON +5V or NC = RF OFF	I	5
No Connect	-	6, 7, 9
Over Temperature Flag 0V = temperature fault +5V = no fault	O	8

For information on product disposal (end-of-life), please refer to this document:  
<https://nuwaves.com/wp-content/uploads/Product-Disposal-End-of-Life.pdf>

## Contact NuWaves



NuWaves Engineering  
 132 Edison Drive  
 Middletown, OH 45044

[www.nuwaves.com](http://www.nuwaves.com)  
[product.sales@nuwaves.com](mailto:product.sales@nuwaves.com)  
 513.360.0800



Trusted RF Solutions™