


NuWaves

RF Solutions

NuFilter™ 05BPCV-1650-SFSF-M01

1626.5 MHz to 1675 MHz



P/N: NW-FL-05BPCV-1650-SFSF-M01

NuWaves' NuFilter™ 05BPCV-1650-SFSF-M01 is a small form bandpass RF filter designed specifically for compatibility with Inmarsat Uplink comms.

The NuFilter 05BPCV-1650-SFSF-M01 provides superior harmonic filtering and noise, as demonstrated by the rejection levels of greater than 37 dB at 1575 and 1725 MHz. This high-performance module accepts input power levels up to 50 W, with only a minimal 1 dB of insertion loss in the passband frequency range of 1626.5 to 1675 MHz.

With standard SMA connectors, the NuFilter can be quickly and easily added to any RF system. NuWaves' NuFilter™ removes the time and cost burden of creating a design, laying out a PCB, buying parts, assembling, and testing. Allow NuWaves to save you time and money by outsourcing your filtering needs.

Features

- Minimal Passband Insertion Loss
- 41 MHz BW
- 50W CW RF Power Handling
- Bandpass Filtering
- L-Band Operation
- Small Form Factor
- Lightweight
- Rugged Chassis

Applications

- Amplifier Harmonic Filtering
- Inmarsat Uplink Compatible
- Military Communications
- Avionics
- Point-to-Point Communications
- Software Defined Radios (SDRs)
- RF Filtering
- Test and Measurement

NuFilter™ 05BPCV-1650-SFSF-M01

Specifications

Absolute Maximums

Parameter	Rating	Unit
Max RF Input Power, CW, $Z_L = 50 \Omega$	50	W
Max Operating Temperature	70	°C
Max Storage Temperature	85	°C

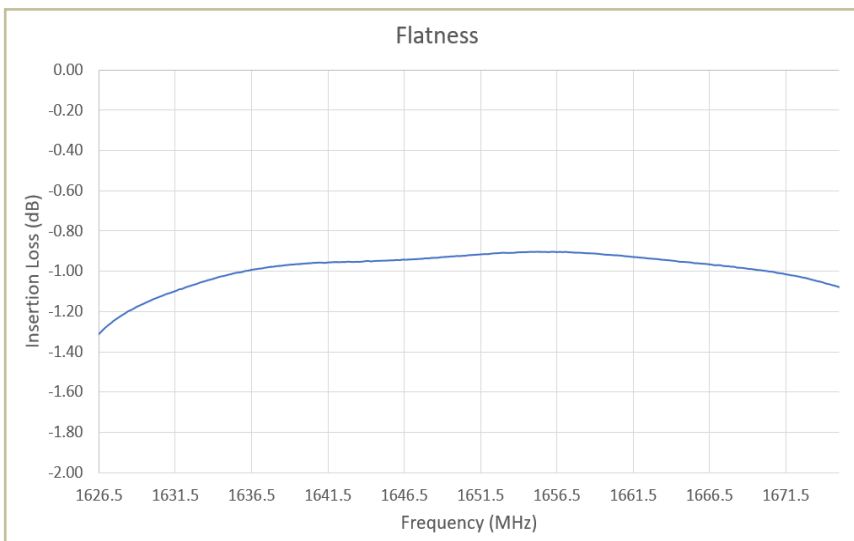
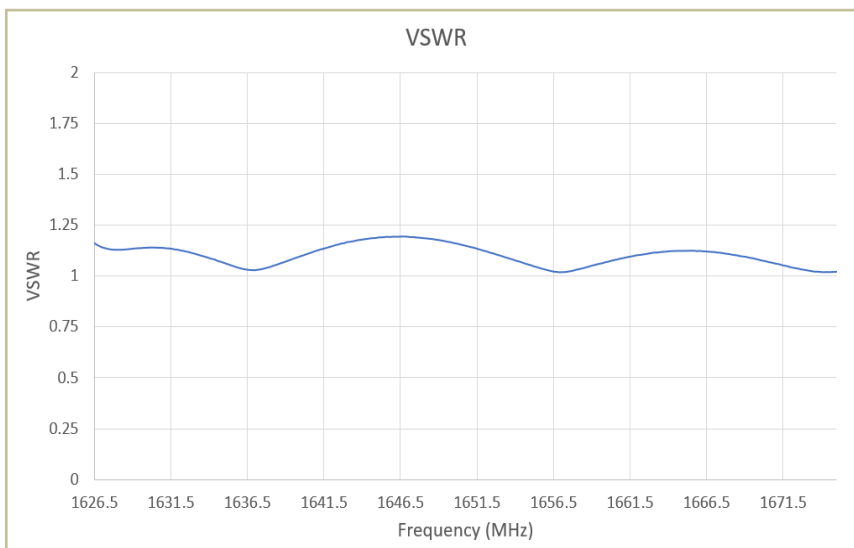
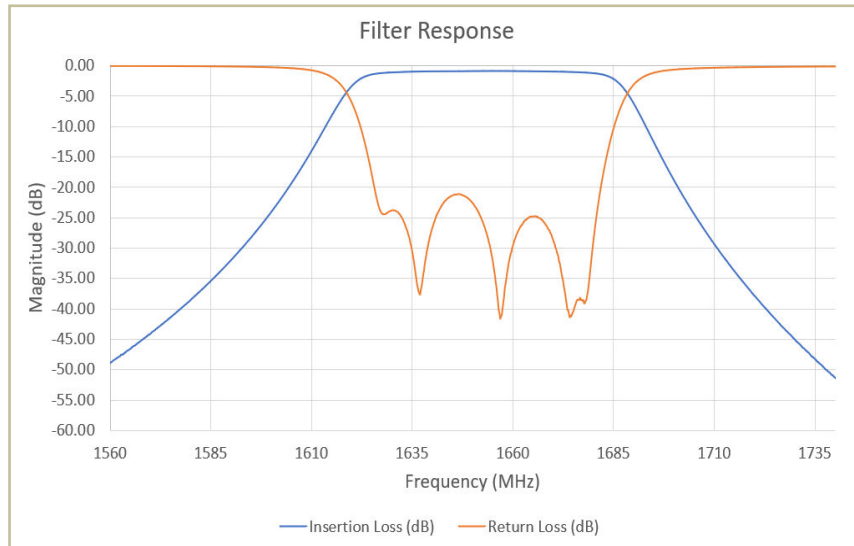
Export Classification
EAR99

Electrical Specifications @ 25 °C, $Z_S=Z_L=50 \Omega$

Parameter	Symbol	Min	Typ	Max	Unit	Condition
Operating Frequency	BW	1626.5		1675	MHz	
Passband Insertion Loss	IL		1.2	1.5	dB	1626.5 MHz
			0.9	1.2		1650 MHz
			1.2	1.5		1675 MHz
Rejection		-37	-40		dB	1575 MHz
		-37	-40			1725 MHz
Passband Flatness			0.5	1	dB	
VSWR (within passband)	VSWR		1.15			

NuFilter™ 05BPCV-1650-SFSF-M01

Performance Plots

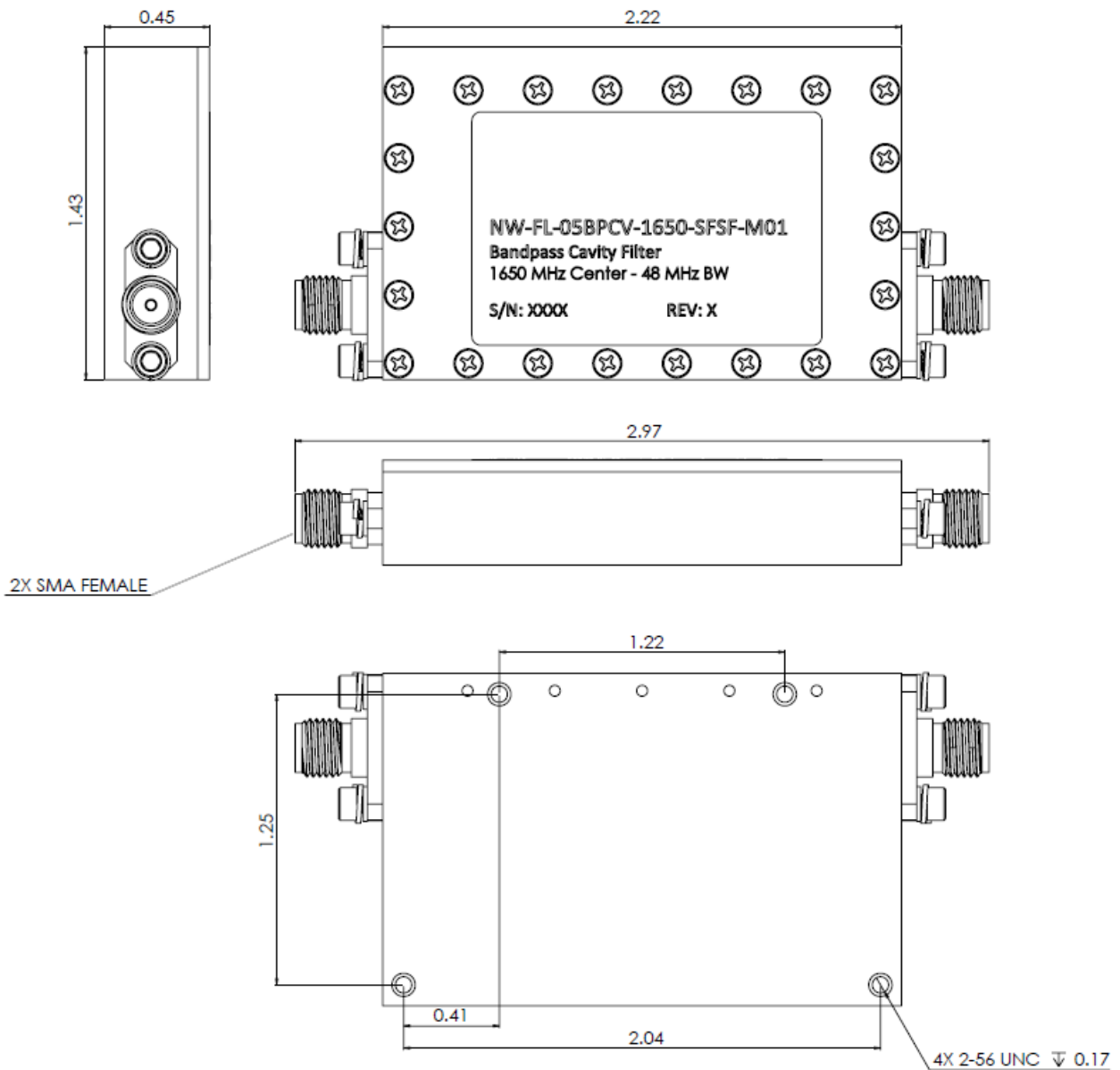


NuFilter™ 05BPCV-1650-SFSF-M01

Mechanical Specifications

Parameter	Value	Unit	Limits
Dimensions	2.22 x 1.43 x 0.45	in	Max
Weight	TBD	oz	Max
RF Connectors, Input/Output	SMA Female		
Finish	Silver Plating		

Mechanical Outline



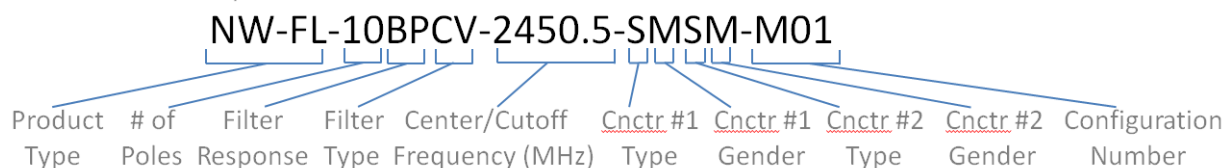
NuFilter™ 05BPCV-1650-SFSF-M01

Environmental Specifications

Parameter	Symbol	Min	Typ	Max	Unit
Operating Temperature	T_C	-40		+70	°C
Storage Temperature	T_{STG}	-40		+85	°C
Relative Humidity (non-condensing)	RH			95	%
Altitude MIL-STD-810F - Method 500.4	ALT			30,000	ft
Vibration / Shock Profile (Random profile in x,y, z axis, as per Figure for 15 minute duration in each axis)					

Part Numbering Format

Part Number Example:



Number of Poles: 01 to 12 (2 digits)

Connector Type: S (SMA)
 B (BNC)
 T (TNC)

Filter Response: BP (Bandpass)
 LP (Lowpass)
 HP (Highpass)
 BR (Band Reject-Notch)

Connector Gender: M (Male)
 F (Female)

Filter Type: CV (Cavity)
 LE Lumped Element
 SL (Stripline)

Configuration #: Mxx (defines additional
 mechanical & spec
 elements)

For information on product disposal (end-of-life), please refer to this document:
<https://nuwaves.com/wp-content/uploads/Product-Disposal-End-of-Life.pdf>

Contact NuWaves



NuWaves RF Solutions
132 Edison Drive
Middletown, OH 45044

www.nuwaves.com
sales@nuwaves.com
513.360.0800

