

NuWaves

RF Solutions

NuPower™ 12B01A-03 L-Band Solid State Power Amplifier

11 Watt CW
2.5 Watts Linear, 5% EVM @ 34 dBm
1435 MHz - 1525 MHz

P/N: NW-PA-12B01A-03



The NuPower™ 12B01A-03 is a small, highly efficient solid state power amplifier that provides over 11 watts of RF power to boost performance of data links and transmitters.

Based on the latest gallium nitride (GaN) technology, NuPower's 30% - 50% power efficiency and 3.9 in³ form factor make it ideal for size, weight, and power-constrained broadband RF telemetry and tactical communication systems.

The NuPower 12B01A-03 power amplifier accepts a nominal 0 dBm RF input and provides 40 dB of gain from 1435 MHz to 1525 MHz. The NuPower 12B01A-03 module comes with an optional NW-PA-ACC-CB09MA interface cable, for ease of integration. This model is also available with a 1 watt input drive level (P/N: NW-PA-12B01A-03-D30), making it ideal for use with L-3 Communications' Bandit miniature L-band transceiver.

NuPower PAs feature over-voltage and reverse-voltage protection and can operate over a wide temperature range of -30 °C to +60 °C.

Extend your operational communication range with NuPower™ amplifiers from NuWaves RF Solutions.

Features

- 11 Watts RF Output Power
- 1435 MHz to 1525 MHz
- Miniature Package (3.00" x 2.00" x 0.65")
- High-Efficiency GaN Technology
- 0 dBm Nominal RF Input
- Reverse-Voltage Protection
- Logic On/Off Control

Benefits

- Extended Range
- Improved Link Margin
- Reduced load on DC power budget due to high efficiency operation
- Requires less volume on space-constrained platforms

Applications

- Unmanned Aircraft Systems (UAS), Group 2 & 3
- Unmanned Ground Vehicles (UGV)
- Broadband RF Telemetry
- RF Communication Systems
- Software Defined Radios

NuPower™ 12B01A-03 Power Amplifier

Specifications

Absolute Maximums

Parameter	Rating	Unit
Max Device Voltage	32	V
Max Device Current	2.4	A
Max RF Input Power, $Z_L = 50 \Omega$	10	dBm
Max Operating Temperature (ambient)	60	°C
Max Operating Temperature (baseplate)	85	°C
Max Storage Temperature	85	°C

Export Classification
EAR99

Electrical Specifications @ 28VDC, 25 °C, $Z_S=Z_L=50 \Omega$

Parameter	Symbol	Min	Typ	Max	Unit	Condition
Operating Frequency	BW	1435		1525	MHz	
RF Output Power	P_{SAT}	11	15		W	$P_{in} = 0 \text{ dBm}$
Output Power @ 1dB Compression	P_{1dB}		31		dBm	1450 MHz
			31			1500 MHz
			32			1550 MHz
Small Signal Gain	G		49.5		dB	1450 MHz, @ -30 dBm input
			48.5			1500 MHz, @ -30 dBm input
			48.0			1550 MHz, @ -30 dBm input
Small Signal Gain Flatness	ΔG		± 1.5		dB	$P_{in} = -30 \text{ dBm}$
Power Gain Flatness			± 1		dB	$P_{in} = 0 \text{ dBm}$
Input VSWR	VSWR	1.3:1	1.5:1	1.6:1		
Nominal Input Drive Level	P_{IN}		0		dBm	
Operating Voltage	VDC	11	28	30	V	
Quiescent Current	I_{DQ}		0.35		A	
Operating Current	I_{DD}		1.5	2.4	A	$P_{in} = 0 \text{ dBm}$
Module Efficiency			30		%	
Switching Speed	$TX_{ON/OFF}$			2	μs	10% to 90%
Third Order Order Intercept Point (Two tone test at 1 MHz spacing, $P_{out} = 20 \text{ dBm} / \text{tone}$)	OIP3		45		dBm	1450 MHz
			42			1500 MHz
			41			1550 MHz
Harmonics	2nd	-18	-17	-16	dBc	
	3rd	-27	-22	-18		
Output Mismatch (No Damage)				10:1		

NuPower™ 12B01A-03 Power Amplifier

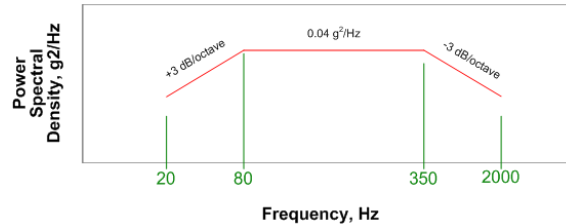
Specifications (cont.)

Mechanical Specifications

Parameter	Value	Unit	Limits
Dimensions	3.0 x 2.0 x 0.65	in	Max
Weight	3	oz	Max
RF Connectors, Input/Output	SMA Female		
Interface Connector	Micro-D, 9-pin Socket		
Cooling	External Heatsink (Optional)		

Environmental Specifications

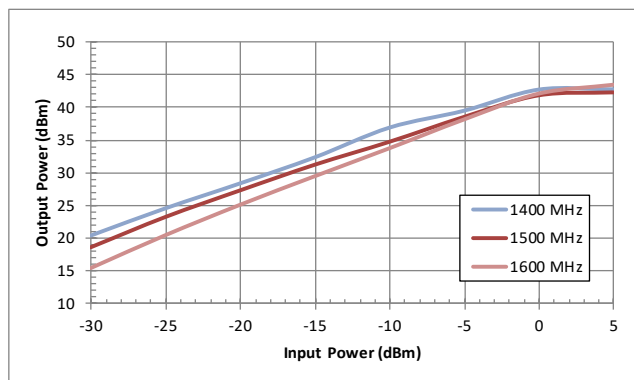
Parameter	Symbol	Min	Typ	Max	Unit
Operating Temperature (ambient)	T_A	-40		+60	°C
Operating Temperature (baseplate)	T_C	-40		+85	°C
Storage Temperature	T_{STG}	-55		+85	°C
Relative Humidity (non-condensing)	RH			95	%
Altitude MIL-STD-810F - Method 500.4	ALT			30,000	ft
Vibration / Shock Profile (Random profile in x,y, z axis, as per Figure for 15 minute duration in each axis)					



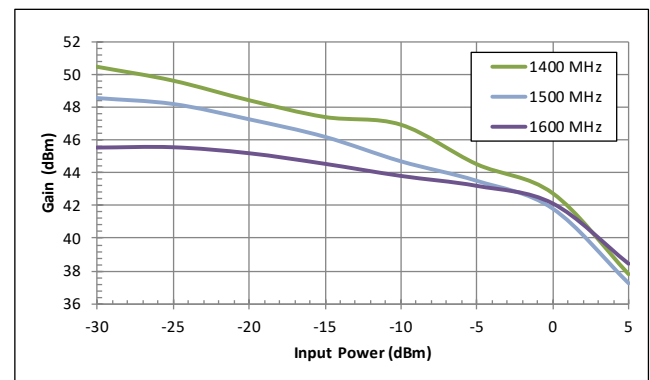
Performance Plots

Test Conditions: +28 VDC, +25 °C, $Z_S=Z_L=50 \Omega$

Output Power vs. Input Power



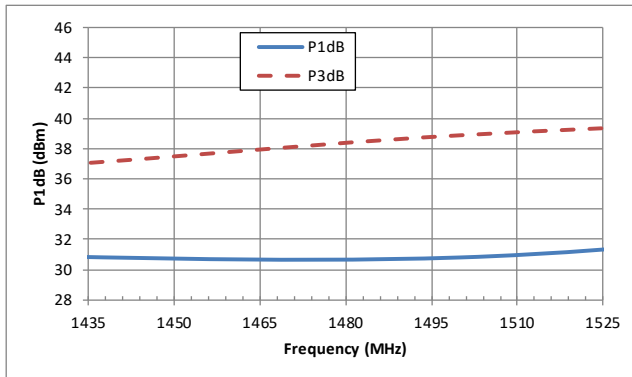
Gain vs. Input Power



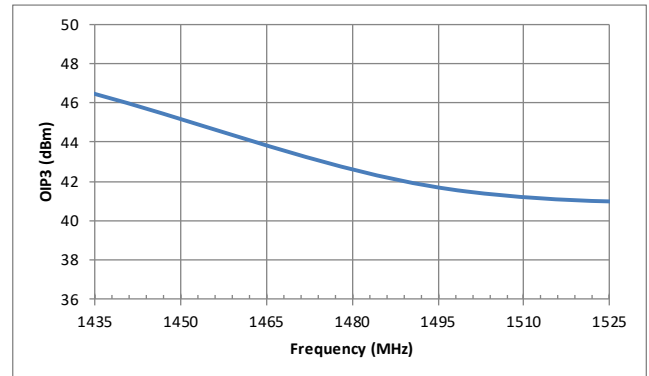
NuPower™ 12B01A-03 Power Amplifier

Performance Plots (cont.)

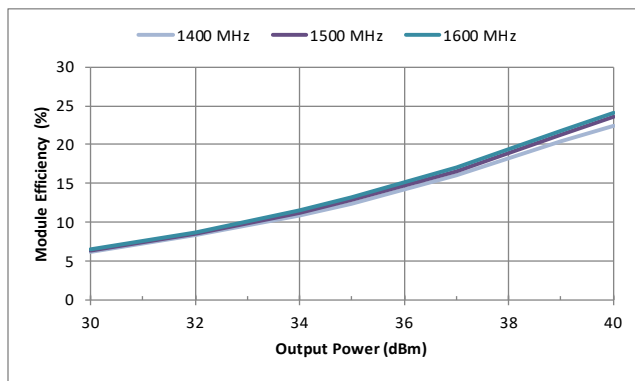
P1dB & P3dB



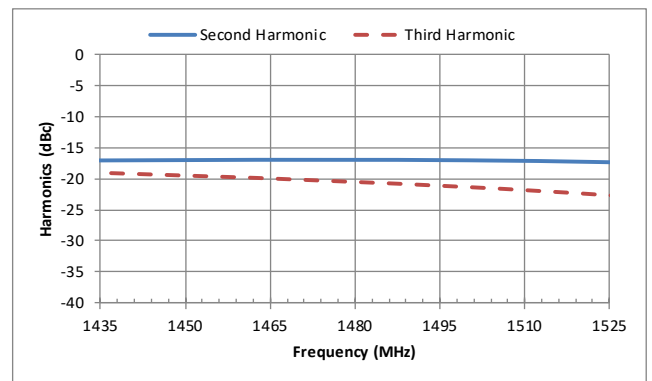
OIP3



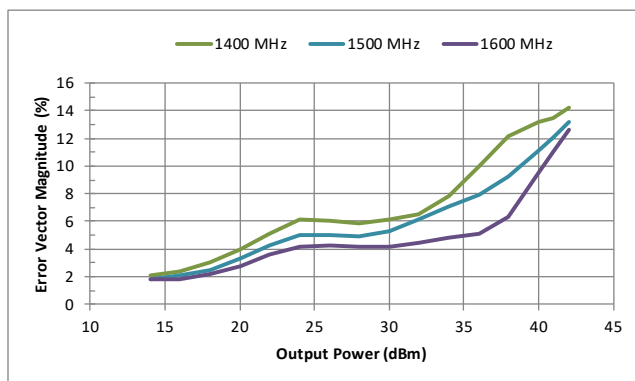
Efficiency



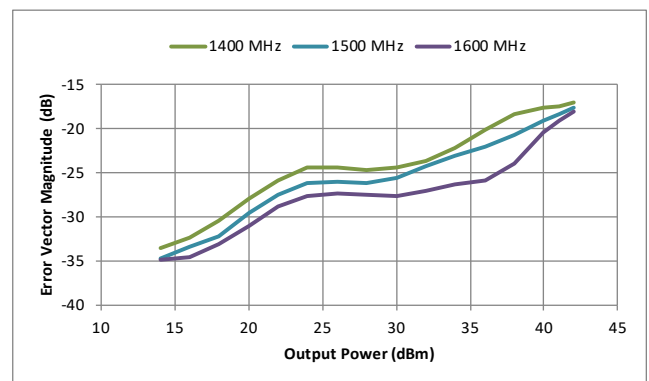
Harmonics (@ Psat)



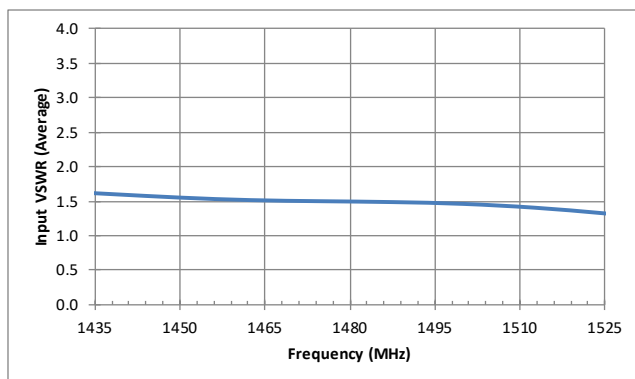
Error Vector Magnitude (%) [w/ OFDM Waveform]



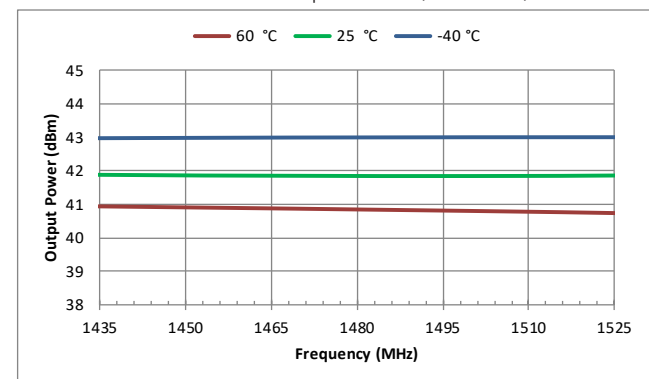
Error Vector Magnitude (dB) [w/ OFDM Waveform]



VSWR

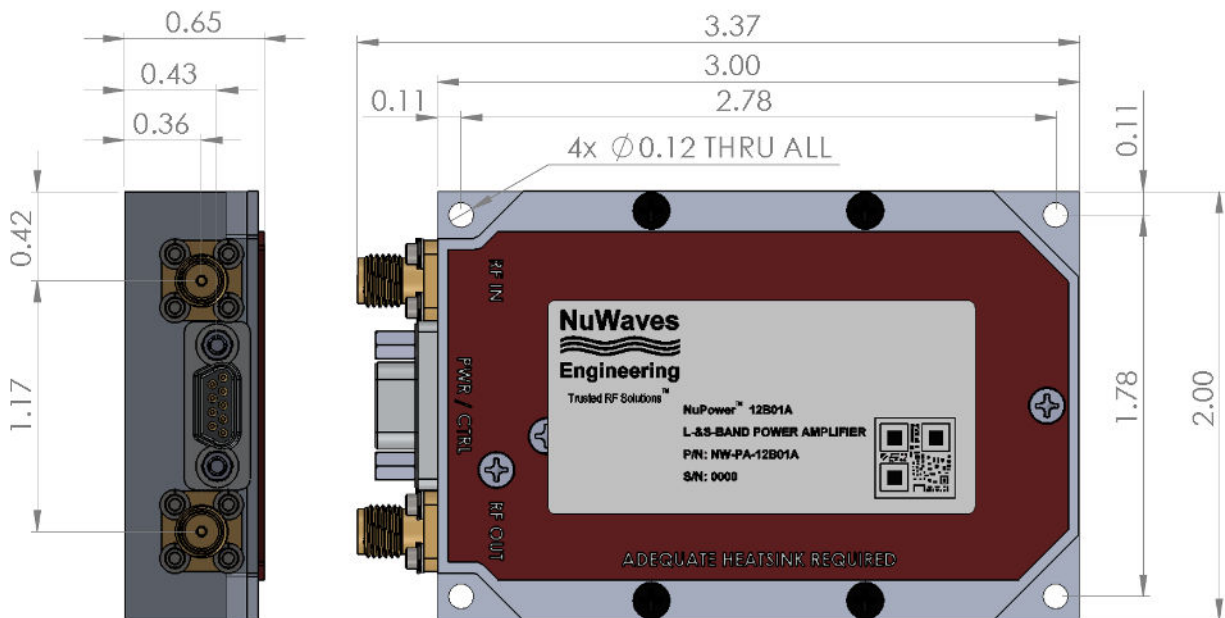


Power Out vs. Temperature (ambient)



NuPower™ 12B01A-03 Power Amplifier

Mechanical Outline



Accessory Part Numbers - Sold Separately

Part Number	Description
NW-FL-05LPLE-2500-SFSF-M01	Harmonic Filter Module
NW-PA-ACC-CB09MA	Standard Interface Cable Assembly - Flying Leads
NW-PA-ACC-CT09MA	Upgraded Interface Cable Assembly - Banana Plug Termination
HTSK-01	Heatsink with Integrated Fan

Pinout

Function	I/O	Pin
DC Power (+11 to +32 VDC)	I	1, 2
Ground	I	3, 4
RF Enable 0V or GND = RF ON +5V or NC = RF OFF	I	5
No Connect	-	6, 7, 9
Over Temperature Flag 0V = temperature fault +5V = no fault	0	8

For information on product disposal (end-of-life), please refer to this document:
<https://nuwaves.com/wp-content/uploads/Product-Disposal-End-of-Life.pdf>

Contact NuWaves



NuWaves RF Solutions
 132 Edison Drive
 Middletown, OH 45044

www.nuwaves.com
sales@nuwaves.com
 513.360.0800

